



**DOKUZ EYLUL UNIVERSITY
INTERNATIONAL STUDENT ADMISSION**

**APPLICATION AND PREFERENCE
GUIDE**

CONTENTS

I - GENERAL INFORMATION	2
II – APPLICATION PROCEDURES.....	2
Who Can Apply?	2
Who Cannot Apply?	3
How to Apply?	4
How to Fill the Application Form?	9
Descriptions of Application Form	12
III – PREFERENCE PROCESS	19
IV – PLACEMENT PROCESS.....	19

İZMİR-1982

I - GENERAL INFORMATION

- 1) Evaluation of the applications and placement procedures of candidates who want to study at the associate or undergraduate degree within the quotas for international student admission at our university are carried out by the relevant Commission according to Exam for Foreign Students for Higher Education in Türkiye (TR-YOS) conducted by the Centre for Assessment, Selection and Placement (OSYM) or the exam score/diploma grade result accepted by the University Senate.
- 2) For the results of international examinations according to the decision of the Council of the Higher Education Presidency; **there is no limitation in the validity period of the exams (Abitur, International Baccalaureate, GCE, Tawjihi, etc.) which are in the status of high school graduation examinations (Maturita). But the validity period of the exams (SAT etc.) which are in the status of university entrance examination is 2 (two) years.**
- 3) Please view [“Dokuz Eylul University Admission Directive for Students From Abroad”](#) for more information about international student admission.
- 4) This guide covers information about international student admission at the associate or undergraduate degree and rules that candidates must follow.

II – APPLICATION PROCEDURES

Who Can Apply?

In accordance with the [“Principles Regarding Acceptance of Students from Abroad”](#) of the Council of Higher Education Presidency, the applications of the following candidates **if they are in the final year of high school or graduated;**

1. Foreign nationals/Heimatlos (On the condition that those studying in secondary education (high school) institutions in Türkiye have enrolled before the 2022-2023 academic year [Except for embassy schools, international private education institutions in the MOBIS system and foreign nationals brought to our country within the framework of the project carried out by the Ministry of National Education]) *(Heimatlos (stateless person) candidates are considered to be foreign nationals regardless of whether they have studied in Türkiye or outside of Türkiye),*
2. Those who are natural born Turkish citizens and have received permission of renouncement of nationality from the Ministry of Internal Affairs and those who certify that they have a Blue Card which is given upon request to those who lost their Turkish citizenship (On the condition that those studying in secondary education (high school) institutions in Türkiye have enrolled before the 2022-2023 academic year) *(those having the “Document of Renunciation of Turkish Citizenship” or the “Blue ID” as of the deadline of application),*
3. Those who are foreign citizens passed to Turkish citizenship by acquired citizenship/dual citizens in this case, except for the natural born Turkish citizenship (On the condition that those studying in secondary education (high school) institutions in Türkiye have enrolled before the 2022-2023 academic year),
4. From the students who have Turkish nationality those who completed all of secondary education (high school) in a foreign country other than TRNC *(Including those who have completed all secondary education (high school) in Turkish Schools established by the Ministry of Education in a foreign country other than TRNC),*

5. Those who are TRNC citizens, residing in the TRNC and completed secondary (high school) education in TRNC having GCE AL (General Certificate of Education (GCE) Advanced Level) exam results, and the ones who have or will have GCE AL exam results by enrolling and being educated at other country high schools between 2005-2010.

are **accepted**.

Who Cannot Apply?

In accordance with the “**Principles Regarding Acceptance of Students from Abroad**” of the Council of Higher Education Presidency, the applications of the following candidates

1. Turkish citizens who complete all of their high school education in Türkiye or TRNC,
2. TRNC citizens *(Except for those who have finished all secondary education in TRNC high schools having GCE AL results and who have enrolled and educated in colleges and high schools in other countries between 2005 and 2010 having or will have GCE AL exam results),*
3. Dual citizens who are Turkish citizens by birth *(Except for those who have completed all of their secondary education (high school) in Turkish schools of MEB opened in a foreign country except TRNC),*
4. Dual citizens *(one of them being Turkish)* at the same time by birth who completed all their secondary education in Türkiye,
5. Dual citizens one of them being TRNC *(Except for those who have finished all secondary education in TRNC high schools having GCE AL results and who have enrolled and educated in colleges and high schools in other countries between 2005 and 2010 having or will have GCE AL exam results),*
6. Turkish citizens or dual citizens whose first citizenship at birth is Turkish and are educated in the schools of Turkish embassies and in foreign high schools in Türkiye,
7. TRNC citizens, those who have lost their citizenship/Blue Card holders and foreign nationals who will enroll in secondary education institutions in Türkiye from the 2022-2023 academic year *(Except for the embassy schools, international private education institutions in the MOBIS system, and foreign nationals brought to our country within the framework of the project carried out by the Ministry of National Education).*

are **not accepted**.

IMPORTANT!

For the reason that the 6th and 7th articles of Turkish Citizenship Law numbered 5901 **states the following**;

Article 6 – Natural born Turkish citizenship is earned spontaneously based on paternity or birthplace. Turkish Citizenship by birth takes effect as of the moment of birth.

Article 7 –

- 1) An infant born from the marriage of a mother or a father having Turkish citizenship inside or outside of Türkiye is considered Turkish citizen.
- 2) An infant born from the union of a Turkish mother and a foreign father without marriage is considered Turkish citizen.
- 3) An infant born from the union of a Turkish father and a foreign mother without marriage will earn Turkish citizenship if the principles and procedures that providing for the establishment of paternity are fulfilled.

Candidates who completed all their secondary education (high school) in Türkiye must prove that they are not covered by the articles above *(not to be a natural born Turkish citizen) (Document taken from the Civil Registry such as the Certificate of Identity Register Copy is necessary.)*

WARNING!

TR nationals or dual nationals those his/her first nationality TR by birth, those who completed all of the secondary education (high school) in a foreign country except TRNC;

- Applications of candidates who have received a diploma from a high school abroad through distance education **without being abroad will not be accepted.**
- Candidates who hold a diploma from a high school abroad through formal education will be requested to prove their passport or security records and their entry and exit to the country where the diploma was received, and if a conflict is detected between the duration of the high school education and the entry-exit dates to the relevant country, the applications of the relevant candidates **will not be accepted.**

How to Apply?

Applications for international student admission will be received between the dates indicated on the **calendar**. Below are steps that will guide you through the application process;

STEP 1:

Before starting the application process on the web address <https://ogrbasvuru.deu.edu.tr>, you need to create a user registration by clicking the **"Register"** button.

DOKUZ EYLÜL ÜNİVERSİTESİ ONLINE BAŞVURU SİSTEMİ
(DOKUZ EYLÜL UNIVERSITY ONLINE APPLICATION SYSTEM)

E-Posta / E-Mail

Şifre / Password

Şifremi Unuttum / I forgot my password

+ Yeni Kayıt/ Register

Giriş Yap/ Login

After clicking this button, a user must be created by filling out the appropriate form according to the nationality status on the page that opens.

After the user is created, you can access your **"User Information"** page by typing your own e-mail address and password and clicking the **"Login"** button.

The candidate who forgets his/her password can request that her password be sent to the e-mail address he/she declared while creating the user registration by pressing the **"I Forgot My Password"** button.

STEP 2:

If you are a Turkish citizen or one of your nationalities is Turkish or in the case that you are a “Document of Renunciation of Turkish Citizenship” or the “Blue ID” holder, you need to fill in the form on which “TR ID Number” option is selected on the user registration page with complete and correct information.

If the last 6 digits of the adjacent number starts with "0" and it gives an error in the verification, “Blue ID” holder candidate must enter 5 digits without "0", so 8 characters in total, while entering the ID Serial Number (Ex.: If A01012345 and an error is received, it should be entered as A0112345).

You need to perform the authentication process by clicking on the “ID Verification” button.

Candidates with dual nationalities must also choose their other nationality from the list in this field.

A candidate who does not have a second nationality is not required to choose any nationality from this field. **Please do not choose the same nationality twice!**

Candidates with “Document of Renunciation of Turkish Citizenship”, should not choose TR nationality from this field!

Username and password fields are determined by the candidate.

For the username, you must provide a valid and unique e-mail address. *(When entering the e-mail address, be sure to enter it correctly (Turkish characters (ç, ğ, ı, ö, ş, ü) should not be used in the e-mail address))*

There are no character criteria and character limits for the password.

Upon filling out the TR ID Number, Date of Birth (must be selected from the Date Box) and ID Serial Number (To be written adjacent (Ex.: A0100001)) fields completely and correctly, you need to carry out with the authentication process by clicking on the “ID Verification” button.

Candidates with an address outside of Türkiye, must select the option “DIŞ ÜLKELER (FOREIGN COUNTRIES)” from “Adres İl” area and must write the city and the country information in the Address field. Since the phone number is of utmost importance to contact, you need to provide your own phone number.

After checking your information, you will create your user registration by clicking the “Add User” button.

If you are a foreign citizen, you must fill in the form on which “Passport Number” option is selected on the user registration page with your complete and accurate information.

DOKUZ EYLÜL ÜNİVERSİTESİ ONLINE BAŞVURU SİSTEMİ
(DOKUZ EYLÜL UNIVERSITY ONLINE APPLICATION SYSTEM)

TC Kimlik Numarası/TR ID Number Pasaport Numarası/Passport Number

Pasaport No/Passport No

Doğum Tarihi/Date of Birth

Uyruk/Nationality

2.Uyruk /2nd Nationality

Ad/Name

Soyad/Surname

Anne Adı/Mother's Name

Baba Adı/Father's Name

Kadın/Female Erkek/Male

Adres/Address

Telefon Numarası/Phone Number

KULLANICI BİLGİLERİ/USER INFORMATION

Başvuru, kayıt ve sonraki işlemlerde tanımladığınız e-posta adresi kullanılacağından, aktif ve geçerli bir e-posta adresi tanımlamanız gerekmektedir.
You must define an active and valid e-mail address, as the e-mail address you have defined will be used in the application, enrollment and further processes.

E-posta/E-mail

E-posta Tekrarı/E-mail Repeat

Şifre/Password

Şifre Tekrarı/Repeat password

You will enter your passport number in this field. (*“Temporary Protection Identity Card” holders are required to enter their Y.U. Identification Number starting with 99 in this field.*)

You must fill in the **Name** and **Surname** fields as written in your passport or “Temporary Protection Identity Document” and in **capital letters**.

You should also fill in the **Mother’s Name** and **Father’s Name** fields as written in your passport or “Temporary Protection Identity Document” and in **capital letters**.

Please fill in this field in the following format: Avenue, Street, Building No, Apartment No, District, County, State/Province, Zip Code, Country (*except Türkiye*) (*Do not enter the e-mail address in this field*)

Since the phone number is of utmost importance to make contact, you need to provide your own land or mobile phone number.

After checking your information, you will create your user registration by clicking the “**Add User**” button.

Candidates with dual nationalities must also choose their other nationality from the list in this field.

A candidate who does not have a second nationality is not required to choose any nationality from this field. **Please do not choose the same nationality twice!**

Username and password fields are determined by the candidate.

For the username, you must provide a valid and unique e-mail address. (*When entering the e-mail address, be sure to enter it correctly (Turkish characters (ç, ğ, ı, ö, ş, ü) should not be used in the e-mail address)*) There are no character criteria and character limits for the password.

Attention!

- The date format in the “Date of Birth” field in the Identity Information section is **day/month/year**. You must enter as written in your passport or Temporary Protection Identity Card.
- When filling in the Name and Surname fields, you must enter them as written in your passport or Temporary Protection Identity Card **without any changes or abbreviations**.
- The e-mail address entered during the user creation process must belong to the candidate and each candidate should use only one e-mail address. No correspondence/transactions should be made on behalf of another candidate with this e-mail address. Since the e-mail address in question will be used as the user name in subsequent logins to your Candidate Transactions account, the e-mail address and password should not be shared with anyone.

STEP 3:

After creating a user registration, you will reach the “**Dokuz Eylül University Online Application System**” screen by entering the “**E-Mail Address**” and “**Password**” information you have specified at the web address <https://ogrbasvuru.deu.edu.tr> and clicking the “**Login**” button.

You will see your personal information on this page. You can update your personal information by clicking the “**Update Information**” button if you wish.

By clicking this button, you can update your password.

This warning text is a constant warning not to exit without applying after user creation. If you have completed the application process on the “**International Student Admission**” page on the left menu, ignore this warning!

STEP 4:

On the “**Dokuz Eylül University Online Application System**” screen, you will see the link “**International Student Admission**” under the “Başvurular (Applications)” field on the left. *(It will only be active within the application dates.)*

You can apply by clicking this link, filling out the application form and uploading the required documents.

DOKUZ EYLÜL ÜNİVERSİTESİ

TEST

Kullanıcı Bilgisi (User Information)

Çıkış Yap

Başvurular

On Lisans/Lisans Yatay Geçiş (Transfer Application)

On Lisans/Lisans Uluslararası Öğrenci Kabulü (International Student Admission)

Graduate Admission (International Students)

Dokuz Eylül Üniversitesi Online Başvuru Sistemi (DOKUZ EYLUL UNIVERSITY ONLINE APPLICATION SYSTEM)

Kişisel Bilgileri/Personal Information

**Yabancı uyruklu olarak kaydınız bulunmaktadır.

Pasaport No/Passport Number: 987123654

Uyruk/Nationality: AFGANISTAN(AFGHANISTAN)

2.Uyruk/2nd Nationality: Seçiniz(Choose)

Ad/Name: TEST

Soyad/Surname: TEST

Anne Adı/Mother's Name: TEST

Baba Adı/Father's Name: TEST

Doğum Tarihi/Birthdate: 01/01/2006

Cinsiyet/Gender: Erkek/Male

Adres/Address: TEST

Telefon/Phone: 0

Bilgileri Güncelle/Update Information

Kullanıcı Bilgileri/User Information

E-Posta/E-Mail: test7@test.com

Eski Şifre/Ex-Password:

Yeni Şifre/New Password:

Yeni Şifre Tekrarı/Repeat New Password:

Şifreni Güncelle/Update Password

Uyarı /Warning

Kullanıcı oluşturma işlemini tamamladınız, ancak sol tarafta yer alan başvuru seçeneklerinden birini seçip başvuru işlemini tamamlamadan başvurunuzun onaylanması mümkün değildir.

(You have completed the user registration process, but it is not possible to approve your application until you choose one of the application options on the left and complete the application process.)

TO THE ATTENTION OF THE CANDIDATES!

Applications for international student admission are **ONLINE** and **FREE OF CHARGE**.

Dokuz Eylül University **does not have an agreement** with any person, institution or organization (Education institution, consulting firm etc.).

No fee is required from any candidate other than the tuition fee payment to be made to the official account of our University at the time of enrollment, so **do not pay any fees to anyone!**

Please **do not accredit** the people who request money by using the name of our University for the application, placement and enrollment procedures!

How to Fill the Application Form?

BAŞVURU KOŞULU (Application Condition)

Please read DESCRIPTION I

- Yabancı uyruklu/Haymatlos (Foreign national/Haymatlos)
- Mavi Kart sahibi (Blue ID holder)
- Doğumla yabancı uyruklu iken sonradan kazanılan vatandaşlık ile T.C. vatandaşlığına geçen/bu durumdaki çift uyruklu (Foreign citizen passed to Turkish citizenship by acquired citizenship/dual citizen)
- T.C. uyruklu olup ortaöğrenimin (lise) tamamını K.K.T.C. hariç yabancı bir ülkede tamamlayan (those who completed all of secondary education (high school) in a foreign country other than T.R.N.C.)
- K.K.T.C. uyruklu olup; K.K.T.C. 'de ikamet eden ve K.K.T.C. 'de ortaöğrenimini (lise) tamamlayan GCE AL (General Certificate of Education (GCE) Advanced Level) sınav sonucuna sahip olan (T.R.N.C. citizen, residing in the T.R.N.C. and completed secondary (high school) education in T.R.N.C. having GCE AL (General Certificate of Education (GCE) Advanced Level) exam result)

SINAV/DİPLOMA BİLGİLERİ (Exam/Diploma Information)

Please read DESCRIPTION II

SINAV DİPLOMA YILI
(Exam/Diploma Year) --Select--

SINAV/DİPLOMA ADI
(Exam/Diploma Name) Select

SINAV PUANI/DİPLOMA NOTU
(Exam/Diploma Points)

Dosyaları yüklemeyen önce mutlaka Başvuru Ekle butonu ile başvuru bilgilerinizi kaydediniz.
(Before uploading the files, be sure to save your application information with the Add Application button.)

Adaylar, kayıt için gerekli belge ve beyanların doğruluğundan şahsen sorumludur, kayıt için gerekli belgelerin veya beyanların gerçeğe aykırı olduğunun tespit edilmesi halinde, öğrencinin Üniversite ile ilişkisi kesilir.
(Candidates are personally responsible for the accuracy of the documents and declarations required for registration, and the student is dismissed from the University if the documents or declarations required for registration are found to be untrue.)

- Bu başvuru formunda verilen bilgilerin doğru olduğunu kesinlikle onaylarım. Sağlanan bilgi ve/veya belgeler yanlış veya bozuk bulunursa başvurumun veya kaydımın iptal edilebileceğini anlıyorum.
(I highly confirm that all the information provided on this application form is correct. I understand that my application or enrollment can be cancelled if the information and/or documents supplied are found to be incorrect or distorted.)
- Aydınlatma Metni ni okudum, onaylıyorum. (I read and approve the Clarification Text)

Başvuru Ekle/Güncelle(Add/Update Application)

Başvuru

Please read DESCRIPTION III

FOTOĞRAF (Photo)

Please read DESCRIPTION IV



Dosya Seç Dosya seçilmedi

Resim JPG uzantılı en fazla 1 Mbayt büyüklüğünde olmalı.
Photo should be JPG , 1 Mbayt, the most

BAŞVURU KOŞUL BELGESİ
(Application Condition Document)

Please read DESCRIPTION V

Dosya Seç Dosya seçilmedi

Yükle(Upload)

Henüz Yüklenen Bir Dosya Yok.!(No File Uploaded Yet!)

Seçtiğiniz başvuru koşulu için gerekli belgeyi yükleyiniz (You have to upload the required document according to application condition selected)
(Dosya uzantısının PDF olması ve boyutunun en fazla 5 mb olması gerekmektedir)(File size must be less than 5 mb and file extension must be PDF)(Dosyalar 1 dosya olacak şekilde birleştirilmelidir çünkü sadece 1 dosya yükleyebilirsiniz)(Files must be combined into 1 file because you can upload only 1 file)

SINAV/DİPLOMA EVRAKLARI
(Exam/Diploma Documents)

Please read DESCRIPTION VI

Dosya Seç Dosya seçilmedi

Yükle(Upload)

Henüz Yüklenen Bir Dosya Yok.!(No File Uploaded Yet!)

Seçtiğiniz sınava/diplomaya ait belgeyi yüklemeniz gerekmektedir. Belge pdf uzantılı en fazla 5 mb büyüklüğünde olmalıdır.
You have to upload the document of chosen exam/diploma above. Document must be max 5 mb size in pdf format

Dosya Seç Dosya seçilmedi

Yükle(Upload)

Henüz Yüklenen Bir Dosya Yok.!(No File Uploaded Yet!)

Seçtiğiniz sınava/diplomaya ait belgenin Türk Konsoloslukları veya resmi makamlarca onaylı Türkçe ya da İngilizce tercümesini yüklemeniz gerekmektedir. Belge pdf uzantılı en fazla 5 mb büyüklüğünde olmalıdır
You have to upload Turkish or English translation which certified by Turkish Consulates or official authorities of chosen exam/diploma above. Document must be max 5 mb size in pdf format

TRANSKRİPT ve PASAPORT/KİMLİK EVRAKLARI
(Transcript and Passport/ID Documents)

Please read DESCRIPTION VII

Dosya Seç Dosya seçilmedi

Yükle(Upload)

Henüz Yüklenen Bir Dosya Yok.!(No File Uploaded Yet!)

Ortaöğretim kurumunuzdan alınmış onaylı transkripti ve Türk Konsoloslukları veya resmi makamlarca onaylı Türkçe ya da İngilizce tercümesini yüklemeniz gerekmektedir. Belge pdf uzantılı en fazla 5 mb büyüklüğünde olmalıdır.
You have to upload your certified high school transkript and transkript translation in Turkish or English which certified by Turkish Consulates or official authorities of chosen exam above. Document must be max. 5 mb size in pdf format

Dosya Seç Dosya seçilmedi

Yükle(Upload)

Henüz Yüklenen Bir Dosya Yok.!(No File Uploaded Yet!)

Pasaportunuzun fotoğraflı ilk sayfasının taranmış halini eklemeniz gerekmektedir. Belge pdf uzantılı en fazla 5 mb büyüklüğünde olmalıdır.
You have to upload your scanned Passport's first page (personal information page with photo).Document must be max 5 mb size in pdf format

TERCİH EDİLEBİLECEK PROGRAMLAR
(PREFERABLE PROGRAMS)

Please read DESCRIPTION VIII

1. TERCİH (1.Choice)

Select

2. TERCİH (2.Choice)

Select

3. TERCİH (3.Choice)

Select

4. TERCİH (4.Choice)

Select

5. TERCİH (5.Choice)

Select

TERCİHLERİNİ KAYDET/GÜNCELLE (Save/Update Your Preferences)

TERCİHLERİNİ SİL (DELETE Your Preferences)

TERCİH EDİLEN PROGRAMLAR
(LIST OF CHOSEN PROGRAMS)

BAŞVURU KONTROL
(Application Check)

Please read DESCRIPTION IX

Başvuruyu Tamamla (Finish the Application)

Henüz başvurunuz tamamlanmadı! (Application process is not over yet !)

Başvuru durumunuzu buradan kontrol edebilirsiniz. (You can check your application status from here.)

İZMİR-1982

Descriptions of Application Form

- I. **APPLICATION CONDITION:** Depending on your situation, you are required to select one of the application conditions. Please look into <https://deyos.deu.edu.tr/application-conditions> web page before you apply.

Yabancı uyruklu/Haymatlos (Foreign national/Haymatlos)

Only a foreign national/Heimatlos candidate **can choose** the application condition above.

- Candidate who has “Document of Renunciation of Turkish Citizenship” or the “Blue ID”,
- Candidate who passed to Turkish citizenship by acquired citizenship/dual citizen,
- Candidate who is a Turkish citizen or dual citizen whose first nationality is TR,
- Candidate who is a TRNC citizen have GCE A Level exam results,

should not choose this application condition.

Mavi Kart sahibi (Blue ID holder)

Only a Document of Renunciation of Turkish Citizenship holder or the Blue ID holder candidate **can choose** the application condition above.

- Candidate who is a foreign national/Heimatlos,
- Candidate who passed to Turkish citizenship by acquired citizenship/dual citizen,
- Candidate who is a Turkish citizen or dual citizen whose first nationality is TR,
- Candidate who is a TRNC citizen have GCE A Level exam results,

should not choose this application condition.

Doğumla yabancı uyruklu iken sonradan kazanılan vatandaşlık ile T.C. vatandaşlığına geçen/bu durumdaki çift uyruklu (Foreign citizen passed to Turkish citizenship by acquired citizenship/dual citizen)

Only a citizen who passed to Turkish citizenship by acquired citizenship/dual citizen candidate **can choose** the application condition above.

- Candidate who is a foreign national/Heimatlos,
- Candidate who has “Document of Renunciation of Turkish Citizenship” or the “Blue ID”,
- Candidate who is a Turkish citizen or dual citizen whose first nationality is TR,
- Candidate who is a TRNC citizen have GCE A Level exam results,

should not choose this application condition.

T.C. uyruklu olup ortaöğrenimin (lise) tamamını K.K.T.C. hariç yabancı bir ülkede tamamlayan (those who completed all of secondary education (high school) in a foreign country other than T.R.N.C.)

Only a Turkish citizen/dual citizen whose first nationality is TR candidate who completed all of secondary education (high school) in a foreign country other than TRNC **can choose** the application condition above.

- Candidate who is a foreign national/Heimatlos,
- Candidate who has “Document of Renunciation of Turkish Citizenship” or the “Blue ID”,
- Candidate who passed to Turkish citizenship by acquired citizenship/dual citizen,
- Candidate who is a TRNC citizen have GCE A Level exam results,

should not choose this application condition.

K.K.T.C. uyruklu olup; K.K.T.C. 'de ikamet eden ve K.K.T.C. 'de ortaöğrenimini (lise) tamamlayan GCE AL (General Certificate of Education (GCE) Advanced Level) sınav sonucuna sahip olan (T.R.N.C. citizen, residing in the T.R.N.C. and completed secondary (high school) education in T.R.N.C. having GCE AL (General Certificate of Education (GCE) Advanced Level) exam result)

Only a candidate who is TRNC citizen have GCE A Level exam results **can choose** the application condition above.

- Candidate who is a foreign national/Heimatlos,
- Candidate who has “Document of Renunciation of Turkish Citizenship” or the “Blue ID”,
- Candidate who passed to Turkish citizenship by acquired citizenship/dual citizen,
- Candidate who is a Turkish citizen or dual citizen whose first nationality is TR,

should not choose this application condition.

II. EXAM/DIPLOMA INFORMATION

1. **EXAM/DIPLOMA YEAR:** In this field, you must select your exam or diploma (graduation) year.
2. **EXAM/DIPLOMA NAME:** In this field, you must select your exam or diploma (graduation) name. (Exams/diplomas which accepted by the University Senate.)
3. **EXAM SCORE/DIPLOMA GRADE:** In this field, you must enter your exam score or diploma (graduation) grade *(You must enter the exam score as Ex: 1500, diploma grade as Ex: 4,5) (Use “,” for decimal number.)*

III. ADD/UPDATE APPLICATION:


 **Başvuru Ekle/Güncelle(Add/Update Application)**

After checking the checkbox, you must click on the **"Add/Update Application"** button. ***Your application cannot be completed without clicking on this button. (If you want to change your information within the application dates, you need to click on this button again after logging into the system and updating your information.)*** You can print your application document or save it on your computer by clicking on the **"Application Form Print"** button.

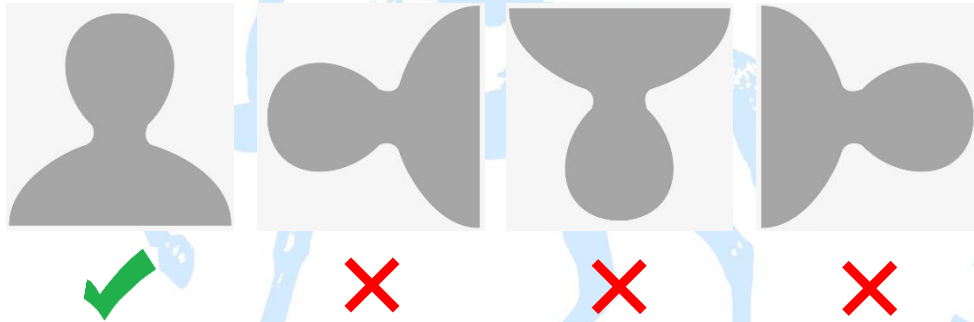
IV. PHOTO: The applicant is required to add a digital copy of his/her photo to this area. **This photo must be official and passport size photo format (4,5 cm x 6 cm)** taken with an uncovered face and should be taken in the last 6 (six) months having the applicant clearly recognizable in the photo. The photo uploaded by the candidate will be displayed in this area when clicking on the "Dosya Seç (Select File)" button. *(Please do not use any pale, dark photos taken from far distance with any accessories such as sunglasses, etc.) (File size must be less than 1 MB and file extension must be jpg)*

Attention!

The photo uploaded to the system during the application will be used in our **University's Student Information System** and "Student Identity Card", and each candidate must upload a passport size photo taken from the front, as in the **sample** photos below.



When the candidate uploads his/her photo to the system, he/she must take care that his/her photo is in the correct position.



İZMİR-1982



V. APPLICATION CONDITION DOCUMENT: In this field, you must upload the documents required by the application condition you selected in the **PDF** format.

- Foreign Nationals/Heimatlosis:



Candidates who are foreign nationals or Heimatlosis (stateless people) must upload their passport's first page (personal information page) or ID or "Temporary Protection Identity Card". **(File size must be less than 5 MB and file extension must be in PDF format.)**

- Blue ID Holder:



Candidates who have the Document of Renunciation of Turkish Citizenship or "Blue ID" must upload their **Document of Renunciation of Turkish Citizenship** or **Certificate of Naturalisation** (documents taken from E-Devlet service are valid) (date of renunciation of Turkish Citizenship must be specified on the document) or **Blue ID**. **(Files must be combined into 1 single file for the reason that only 1 file can be uploaded. File size must be less than 5 MB and file extension must be in PDF format.)**

- Dual Citizens:

NÜFUS KAYIT ÖRNEĞİ					İLİ		İLÇESİ		MAHALLESİ/KÖYÜ		CİLT NO	HANE NO
SIRA	BSN	C	YAKINLIK DERECESİ	T.C. KİMLİK NO	ADI	SOYADI	BABA ADI	ANA ADI	DOĞUM YERİ VE TARİHİ	MED.HALİ VE DİNİ	TESCİL TARİHİ	OLAYLAR VE TARİHLERİ
1		E	Kendisi						2002		2009	Ölüm: Evlendirme: Boşanma:
2		E	Babası						1974		2008	Ölüm: Evlendirme: Boşanma:
3		K	Annesi						1976		2008	Ölüm: Evlendirme: Boşanma:
DÜŞÜNCELER												
VATANDAŞLIK (2009) : 403 SAYILI TÜRK VATANDAŞLIĞI KANUNUNUN 14. MADDESİ B BENDİ UYARINCA BABAYA/ANAYA BAĞLI OLARAK TÜRK VATANDAŞLIĞINI KAZANMIŞTIR. AYNI ZAMANDA BULGARISTAN CUMHURİYETİ VATANDAŞIDIR.												
SOYBAĞI DÜZELTME												
VATANDAŞLIK (2008) : 403 SAYILI TÜRK VATANDAŞLIĞI KANUNUNUN 7. MADDESİ UYARINCA BAKANLAR KURULUNUN 2008 TARİHLİ VE 2008/14167 SAYILI KARARI İLE TÜRK VATANDAŞLIĞINI KAZANMIŞTIR. AYNI ZAMANDA BULGARISTAN CUMHURİYETİ VATANDAŞIDIR. DİĞER ADI VE SOYADI: TURKİYEYE GELİŞ TARİHİ:												
VATANDAŞLIK (2008) : 403 SAYILI TÜRK VATANDAŞLIĞI KANUNUNUN 7. MADDESİ UYARINCA BAKANLAR KURULUNUN 2008 TARİHLİ VE 2008/14167 SAYILI KARARI İLE TÜRK VATANDAŞLIĞINI KAZANMIŞTIR. AYNI ZAMANDA BULGARISTAN CUMHURİYETİ VATANDAŞIDIR. DİĞER ADI VE SOYADI:												
AÇIKLAMALAR									DÜZENLEYEN		ONAYLAYAN YETKİLİNİN	
1-) KİŞİ VEYA KİŞİLERİN KAYDI KÜTÜĞE UYGUNDUR. 2-) İŞBU NÜFUS KAYIT ÖRNEĞİ ÜNİVERSİTE İÇİN İBRAZ EDİLMEK ÜZERE T.C. KİMLİK NUMARALI KİŞİNİN TALEBİ DOĞRULTUSUNDA DÜZENLENMİŞTİR. BAŞKA AMAÇLA KULLANILAMAZ. 3-) İŞBU NÜFUS KAYIT ÖRNEĞİ İLÇE NÜFUS MÜDÜRLÜĞÜ TARAFINDAN TARİHİNDE DÜZENLENMİŞ OLUŞU TARİHİNE KADAR GEÇERLİDİR.												

In accordance with the 6th and 7th articles of the Turkish Citizenship Law numbered 5901, those who are foreign citizens that passed to Turkish citizenship by acquired citizenship/ being dual citizens in this case, except those with natural born Turkish citizenship must upload **Certificate of Naturalisation (Candidate's mother's, father's and own citizenship information must also be provided in the Certificate of Naturalisation) (Date of taking Turkish Citizenship must definitely be specified in the document) (File size must be less than 5 MB and file extension must be in PDF format.)**

- TR Citizens Who Completed All Their Secondary Education (High School) in a Foreign Country: Candidates who have Turkish nationality and who have completed all their secondary education (high school) in a foreign country other than TRNC (including those who have completed all secondary education (high school) in Turkish Schools established by the Ministry of Education in a foreign country other than TRNC), must upload **High School Diploma** or **Graduation Certificate** and **transcript/approved document (Documents proving that the candidate has studied the entire high school abroad (Transcripts, report cards, State Entry/Exit Document obtained from the Department of Combating Immigrant Smuggling and Border Gates etc.)) (Original Diploma/Graduation Certificate and approved Turkish translation document (Date of enrolment and education period must definitely be specified in the document.)) (Transcript or approved document taken from graduated high school which proves that the candidate completed all of his/her secondary education (high school) in a foreign country and its approved Turkish translation.)) (Files must be combined into 1 file because only 1 file can be uploaded. File size must be less than 5 MB and file extension must be in PDF format.)**

After clicking on the "Dosya Seç (Select File)" button, the name of the PDF file you selected will appear on the screen, and then you must complete the file upload process by clicking on the "Upload" button. When the upload process is successfully completed, make sure that the file you uploaded is correct and can be opened by clicking on the "View File" button.

VI. **EXAM/DIPLOMA DOCUMENTS:** You must upload the documents listed below in the **PDF** format required by the exam/diploma that you select in this area.

- **Exam Score Report/Diploma:** You must upload the file of your **original exam score report** or **diploma** that you select. *(Files must be combined into 1 file because you can upload only 1 file. File size must be less than 5 MB and file extension must be in PDF format.)*

After clicking the "**Dosya Seç (Select File)**" button, the name of the PDF file you selected will appear on the screen, and then you need to complete the file upload process by clicking on the "**Upload**" button. When the upload process is successful, make sure that the file you uploaded is correct and opened by clicking the "**View File**" button.

- **Translation Document:** You have to upload the file of your **original exam score report** *(Candidates who apply with an English exam result document such as SAT, ACT etc. or TR-YÖS must re-upload the same document to this field.)* or **diploma** translation in English or Turkish which is certified by Turkish Consulates or official authorities *(notary, certified translation offices etc.) (In case of gaining the right to enrol, a certified Turkish translation of the high school diploma will be requested.) (Files must be combined into 1 file because only 1 file can be uploaded. File size must be less than 5 MB and file extension must be in PDF format.)*

After clicking the "**Dosya Seç (Select File)**" button, the name of the PDF file you selected will appear on the screen, and then you need to complete the file upload process by clicking on the "**Upload**" button. When the upload process is successful, make sure that the file you uploaded is correct and opened by clicking the "**View File**" button.

VII. **TRANSCRIPT and PASSPORT/ID DOCUMENTS:** In this area, you must upload the documents listed below in the **PDF** format.

- **Transcript:** You have to upload your original transcript file which is taken from your high school and translation of the transcript in English or Turkish which is certified by Turkish Consulates or official authorities *(notary, certified translation offices etc.) (Files must be combined into 1 file because only 1 file can be uploaded. File size must be less than 5 MB and file extension must be in PDF format.)*

After clicking on the "**Dosya Seç (Select File)**" button, the name of the PDF file you selected will appear on the screen, and then you have to complete the file upload process by clicking on the "**Upload**" button. When the upload process is successfully completed, make sure that the file you uploaded is correct and opened by clicking on the "**View File**" button.

- **Passport/ID:** You must upload the scanned file of your passport or ID **(Temporary Protection Identity)** and translation of your passport in English or Turkish which certified by Turkish Consulates or official authorities *(notary, certified translation offices etc.) (Files must be combined into 1 file because only 1 file can be uploaded. File size must be less than 5 MB and file extension must be in PDF format.)*

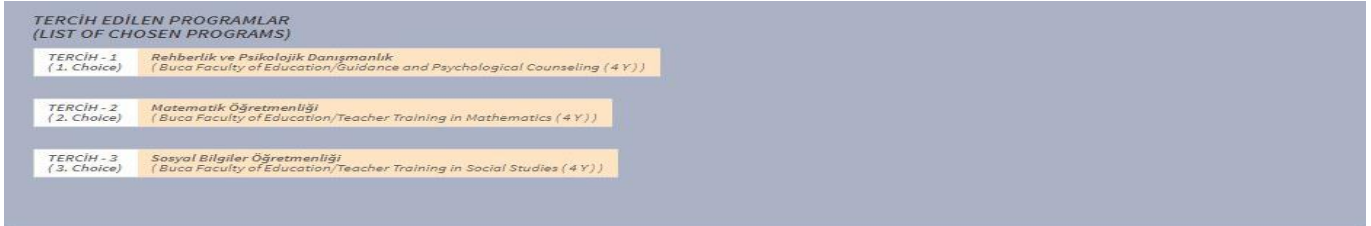
After clicking on the "**Dosya Seç (Select File)**" button, the name of the PDF file you selected will appear on the screen, and then you have to complete the file upload process by clicking on the "**Upload**" button. When the upload process is successfully completed, make sure that the file you uploaded is correct and opened by clicking the "**View File**" button.

VIII. **PREFERABLE PROGRAMS:** Candidates will make their preferences during the application process.

Each candidate has a **maximum of 5 (five)** choices and has to make at least 1 (one) choice.

After selecting your preferred programs, you will complete the preference process by clicking on the **"TERCİHLERİNİ KAYDET/GÜNCELLE (SAVE/UPDATE THE PREFERENCES)"** button.

Your preferences will be listed under the **"LIST OF CHOSEN PROGRAMS"**



TERCİH EDİLEN PROGRAMLAR (LIST OF CHOSEN PROGRAMS)	
TERCİH - 1 (1. Choice)	Rehberlik ve Psikolojik Danışmanlık (Buca Faculty of Education/Guidance and Psychological Counseling (4 Y.))
TERCİH - 2 (2. Choice)	Matematik Öğretmenliği (Buca Faculty of Education/Teacher Training in Mathematics (4 Y.))
TERCİH - 3 (3. Choice)	Sosyal Bilgiler Öğretmenliği (Buca Faculty of Education/Teacher Training in Social Studies (4 Y.))

IX. **APPLICATION CHECK:** By clicking the "Finish the Application" button, you will have completed the application process.

ONCE YOU COMPLETE ALL THE STEPS INDICATED ABOVE, YOUR APPLICATION PROCESS WILL BE COMPLETED.

YOU CAN EXIT FROM THE APPLICATION SCREEN BY CLICKING ON THE "EXIT" BUTTON ON THE TOP RIGHT SIDE.

WITHIN THE APPLICATION DATES, YOU CAN SEE YOUR APPLICATION INFORMATION BY ENTERING THE "APPLICATION SYSTEM" AND UPDATE YOUR INFORMATION, IF YOU WANT.

Once the application period is over, the applications of the applicants with the results of the exam score/diploma grade which accepted by the University Senate **will be evaluated by a commission formed within the University.**

The applicants whose applications are accepted will learn their placement result at the date specified on the **calendar** at <https://deyos.deu.edu.tr>

Candidates themselves are responsible for the processes during the application period and the University will **take no responsibility at all.**

III – PREFERENCE PROCESS

Applications within the scope of the quotas for international student admission will be carried out between the dates indicated on the [calendar](#). **Candidates will also make their preferences during the application process.** Candidates have a maximum of **5 (five)** choices. **Since the order of preference is important in placement, the candidate should pay attention to the order of preference.**

Each candidate should carefully examine the **quotas and requirements** before making a choice and ensure that he/she meets the conditions determined for the programs.

For more information about the associate's degree programs, you may visit <https://debis.deu.edu.tr/ders-katalog/2024-2025/eng/eng-c4.html> web page.

For more information about the bachelor's degree programs, you may visit <https://debis.deu.edu.tr/ders-katalog/2024-2025/eng/eng-c3.html> web page.

If a candidate wants to change a part or all of his/her preferences, he/she has to re-make the whole list after logging in with **Username** and **Password** before clicking on **"TERCİHLERİNİ KAYDET/GÜNCELLE (SAVE/UPDATE THE PREFERENCES)"** during the application period.

Programs that accept students with the result of the "Talent Exam" will also be displayed on the preference list. However, the candidates who have chosen these programs have to take the **"Talent Exam"**, as well. The candidates in this situation have to follow the announcement that will be announced at <https://www.deu.edu.tr> and <https://deyos.deu.edu.tr> about the **"Calendar of Talent Exam and Explanations"**.

IV – PLACEMENT PROCESS

- 1) Providing the application requirements does not give the right to be placed in the program. In the placement process of the candidates, the high placement score, the order of preference and the number of candidates of the same nationality admitted to a program are taken into consideration. The number of candidates who have the right to enroll from the same nationality cannot exceed 20% of the total quota of the relevant program.
- 2) If the scores of the candidates are equal, the order of preference will be given first, and if the equality continues, the candidate with the younger age will be given priority.
- 3) Placement results are announced at <https://deyos.deu.edu.tr>.

